






HYDRAULIC NOTCHING MACHINES WITH PUNCHING HEAD
ENCOCHEUSES HYDRAULIQUES AVEC POINCONNEUSE
HIDRAULISCHE AUSKLINKMASCHINEN MIT LOCHKOPF



A - Punching head / Tête détachable de poinçonnage / Lochstanzkopf
B - Slotting head / Tête à rainner / Drosselkopf



Mod. AF 258/P



TECHNICAL FEATURES - CARACTERISTIQUES TECHNIQUES - TECHNISCHE EIGENSCHAFTEN

MODEL	MODELE	MODELL	Fixed angle - Angle fixe - Fixen winkel					Variable angle - Angle variable - Verstellbare Winkel							
			AF					AV							
			224/B	226/B	228/B	256/P	258/P	224/B	226/B	224/PA	226/PA	825	1025	AV 180°	
BLADES LENGTH	LONGUEUR LAMES	SCHNITTLÄNGE	mm	220	220	220	250	250	220	220	220	220	250	250	250
MAX CAPACITY (R42/mm ²) (R60/mm ²)	EPAISSEUR MAXI (R42/mm ²) (R60/mm ²)	HÖCHSTSTÄRKE (R42/mm ²) (R60/mm ²)	mm	4	6	8	6	8	4	6	4	6	8	10	6
STROKES/MIN. (total length of blade)	COUPES PAR MIN. (à toute long. lame)	SCHLÄGE/MIN. (auf der ganzen messerlänge)		35	35	35	40	40	35	35	35	35	40	40	40
MAX. PUNCHING CAPACITY	CAPACITE MAXI. A POINÇONNER	MAX. LOCHSTANZEN-KAPAZITÄT	∅ mm				30	30			30	30			
OPTIONAL	OPTION	OPTION	∅ mm				60x2	60x2			40x2	40x2			
MAX. PUNCHING GAP	PROFONDEUR MAXI. A POINÇONNER	AUSLADUNG BEIM LOCHEN	mm				260	260			285	285			
SLOTING HEAD (max. L 60x60x6) cutting capacity	TETE A RAINER (max. L 60x60x6) cap. de découpage	DROSSELKOPF (max. L 60x60x6)	mm												
MOTORE	MOTOR	MOTOR	Kw HP	2,2 3	3 4	3 4	3 4	4 5,5	2,2 3	3 4	2,2 3	3 4	4 5,5	5,5 7,5	3 4
TABLE SIZE	TABLE DE LA MACHINE	ARBEITSTISCH	mm	650 650	650 650	650 650	700 900	700 900	950 890	950 890	950 890	950 890	1020 800	1020 800	1020 800
OVERALL DIMENSIONS (Lxpxh)	DIMENSIONS D'ENCOMBREMENT (Lxpxh)	MASCHINENAB-MESSUNGEN (Lxpxh)	mm	650 x 750 x 1050	650 x 750 x 1050	650 x 750 x 1050	700 x 900 x 1150	700 x 900 x 1150	950 x 1000 x 1150	950 x 1000 x 1150	950 x 1000 x 1150	950 x 1000 x 1150	1430 x 1300 x 1600	1430 x 1300 x 1600	1430 x 1300 x 1600
WEIGHT	POIDS	TROCKENGEWICHT	Kg	460	540	650	870	980	800	870	900	960	1350	1415	1350

OPTIONALS - OPTIONS - OPTIONEN

MODEL	MODELE	MODELL	Fixed angle - Angle fixe - Fixen winkel					Variable angle - Angle variable - Verstellbare Winkel							
			AF					AV							
			224/B	226/B	228/B	256/P	258/P	224/B	226/B	224/PA	226/PA	825	1025	AV 180°	
PUNCHING HEAD	TETE DETACHABLE DE POINÇONNAGE	LOCHSTANZKOPF	A				●	●			●	●			
SLOTING HEAD	TETE A RAINER	DROSSELKOPF	B						●						
STOP BAR-SQUARE FOR TIPPING STOP	REGLE POUR BUTEE RELEVABLE	GONIOMETRISCHE STANGE FÜR KIPPAREN ANSCHLAG	1	●	●	●	●	●	●	●	●	●	●	●	●
TIPPING STOP FOR GRADUATED SQUARE	BUTEE RELEVABLE	KIPPAREN ANSCHLAG	2	●	●	●	●	●	●	●	●	●	●	●	●
INTERNAL STOP ROD WITH MILL SCALE	BUTEE DE PROFONDEUR	INNENANSCHLAG-STANGE MIT GRADSKALA	3	●	●	●	●	●	●	●	●	●	●	●	●
DISAPPEARING STOP	BUTEE ESCAMOTABLE	VERSENKBARER ANSCHLAG	4	●	●	●	●	●	●	●	●	●	●	●	●
MACHANICAL HOLDDOWN FOR SQUARE	SERRE-TOLES POUR EQUERRE	MECH. BLECHNIEDERHALTER FÜR WINKEL	5			○	●	○		●		●	●	●	●
SLIDING SUPPORT PLATE WITH T-SLOT	SUPPORT D'APPUI TOLE AVE RAINURE EN T	TISCHVERLÄNGERUNG-STRAGER MIT T-NUTE	6	●	●	●	●	●	●	●	●	●	●	●	●
MECHANICAL STROKE-END DEVICE	REGLAGE MEC. DE LA PROFONDEUR CISAILLEMENT	HUBBERGRENZER	7	●	●	●	●	●	●	●	●	●	●	●	○
LATERAL MECH. HOLDDOWNS	SERRE-TOLE MECANIQUES	MECHANICAL BLECHNIEDERHALTERS	8	●	●	○	●	○	●	●	●	●	○	○	○

○ EQUIPMENT - EQUIPEMENT - AUSSTATTUNG



VAMO
PUYRICARD/AIX EN PROVENCE

SPECIALISTE MACHINES-OUTILS
NEUVES ET REEMPLOI

**VENTE-ACHAT-MACHINES-OUTILS
NEUF ET OCCASION**

SIEGE SOCIAL - MAGASIN DE VENTE ET ATELIER DE REPARATIONS
ESPACE CELESTIN - COQ

5035 Route D'AVIGNON - 13540 PUYRICARD

TEL : 04.42.96.48.00

TELECOPIE : 04.42.96.48.48

Site WEB: VAMO.fr

e-mail: VAMO@wanadoo.fr