


# JUPITER+VHZ

## OPTIONAL



VAT




CN



ST




MV-AVD




RPM 2



NB1 BOX



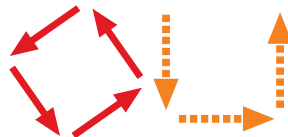
## STANDARD



JUPITER + VHZ  
C = 500 mm

JUPITER + VHZ C1000  
C = 1000 mm

0°					45°					60°				
∅ mm	a	b	a	b	∅ mm	a	b	a	b	∅ mm	a	b	a	b
260	axb	mm	260	mm	260	axb	mm	120	mm	180	axb	mm	90	mm
x	260	x	310	-	x	260	x	290	x	180	x	180	x	-



Caratteristiche tecniche - Technical data - Caractéristiques techniques										
3300x27x0,9	16-120	1.5 1.1	0.12 0.09	1.5 1.1	0.17 0.13	300	1150	2,3x1,8x1,7	850	